



Ysgol Gymunedol Llangatwg Llangatwg Community School

Ffôn / Tel: (01639) 634700 - Ffacs / Fax: (01639) 634708 - E.mail: llangatwgschool@npted.org



NEATH PORT TALBOT COUNTY BOROUGH COUNCIL

The Annual Report of the Governing Body

2010 - 2011

THE COMPOSITION OF THE GOVERNING BODY

<u>NAME</u>	<u>HOW APPOINTED</u>	<u>TERMINATION OF OFFICE</u>
Councillor D W Davies	<u>Members appointed by the L.E.A.</u>	31/08/2012
Councillor Mrs D Jones		31/08/2012
Mr V Funning		10/05/2013
Mr L Veale		07/06/2014
Mr A T Jones		25/09/2012
	* * * * *	
	<u>Representatives of Parents</u>	
Mr N Place		17/11/2015
Mrs M Mortimore		17/11/2015
Mr L Bevan		17/11/2015
Mrs C George		09/11/2013
Mrs E Hale		13/11/2012
Mrs A Harvey		30/09/2014
	* * * * *	
	<u>Representatives of Teachers</u>	
Miss C Donovan		26/11/2012
Mrs R Hughes		26/11/2012
	<u>Staff Governor</u>	
Mrs L Tregoning		13/11/2012
	* * * * *	
	<u>Co-opted Governors</u>	
Mr T Marston		06/12/2014
Mr H Davies		06/12/2014
Mr D Williams		08/07/2013
Mr R Preece		08/07/2013
Rev P Lewis		30/11/2013
Mr R Skilton	<u>Headteacher</u>	

The Chairman of the Governing Body is Councillor D W Davies and the Clerk to the Governors is Mrs L Davies. Both Chairman and Clerk can be contacted via the School address.

THE WORK OF THE GOVERNING BODY

During the last twelve months since the last Annual Report the full Governing Body met on four occasions:

7 th December 2010	-	Autumn Term Meeting
4 th April 2011	-	Spring Term Meeting
5 th July 2011	-	Summer Term Meeting
6 th December 2011	-	Autumn Term Meeting

Committees of the Governing Body have been established to deal with specific business:

Personnel
Finance / General Purposes
Pupil Attendance/Discipline
Community Use
Curriculum & Improvement
Staff Dismissal/Appeals

These Committees have met on 14 occasions during the year:

8 th June 2010	-	Personnel
16 th November 2010	-	Pupil Attendance & Discipline
23 rd November 2010	-	Finance & General Purposes
24 th January 2011	-	Pupil Attendance & Discipline
2 nd March 2011	-	Finance & General Purposes
17 th March 2011	-	Pupil Attendance & Discipline
22 nd March 2011	-	Personnel
4 th April 2011	-	Finance & General Purposes
26 th May 2011	-	Finance
23 rd June 2011	-	Curriculum & Improvement
11 th July 2011	-	Pupil Attendance & Discipline
10 th October 2011	-	Curriculum & Improvement
11 th October 2011	-	Personnel Committee
22 nd November 2011	-	Finance & General Purposes

Eighteen Llangatwg pupils were excluded for up to five days during the year. Ten Llangatwg pupils were excluded for more than five days during the year. No pupils have been permanently excluded this year.

The Chairman of Governors has visited the school on numerous occasions both to discuss and assist with issues of concern and to present trophies and certificates to successful pupils.

The Governing Body has received and considered reports from the Headteacher. These have covered such matters as staffing levels, school organisation, curriculum, administration, staff training, maintenance of buildings, school buildings programme, pupil activities, extra curricular activities, school attendance, special education, examination results, school assessment procedures, local management of schools and oversight of the school budget. The Governing Body has also received and considered various reports and documents from the Local Education Authority, the Welsh Assembly Government and Estyn.

Governors strongly support the role of the LEA in providing a quality education service within the Neath Port Talbot County Borough and wish to continue membership of the family of schools that this implies.

FINANCE

School Governors have satisfied themselves that the financial resources provided by the LEA have been properly managed and accounted for in accordance with the Authority's regulations. Table One is a summary of the latest financial statement provided by the LEA indicating expenditure incurred at Llangatwg School.

TABLE ONE

LEA FINANCIAL STATEMENT 2010 – 2011

TEACHERS' SALARIES	2,308,045
NON-TEACHING SALARIES	358,877
WAGES inc CATERING & CLEANING	146,506
OTHER EMPLOYEE EXPENSES	37
PREMISES inc Contracts	243,279
CAPITATION	35,741
CAPITAL FINANCING	228,869
ADMIN, EXAMS, LA, TRANSPORT	660,804
OTHER ACTIVITIES	45,188
GRANTS	0
OTHER INCOME	-277,015
CONTRIBUTION TO/(FROM) RESERVES	76,810
TOTAL:	3,827,141

School Governors have received no payments for travelling or subsistence allowance during the year. However, funds are available for this purpose, if required, please contact the Clerk to Governors.

During the year the school has maintained the responsibility for making its own payments. This has involved careful handling of the school bank account. School Governors have monitored this process thoroughly. In addition they have examined the private funds administered by the school and found them to be correct. The school's financial practices were the subject of a full audit by the Local Authority in 2010. Good procedures were found to be in place in the majority of areas and only minor issues were identified.

The School Prospectus was completely re-written in October 2010. A copy of this Prospectus can be obtained on the school website www.llangatwg.org.uk

STAFFING

The Governing Body has approved the arrangements made by the Headteacher for the organisation and administration of the school. They have examined and accepted the detailed allocation of responsibilities amongst the teaching staff. At the end of the academic year in July 2011 Llangatwg School saw the retirement of Mr C J Manley (Deputy Headteacher) who had worked at the school for 39 years and Miss J Foulkes (Assistant Headteacher) who had given 38 years service.

The planned school budget 2011-2012 has required only a minor reduction in staff levels. Resourcing levels within the school will be broadly at the current level for the coming year.

During the year Governors have made the following staff appointments:

Miss L Harris	-	Music	-	Temporary (Maternity Cover)
Mrs R Hughes	-	Assistant Headteacher	-	Permanent
Mr S Rees	-	Subject Leader English	-	Permanent
Mr S Barnes	-	Maths	-	Temporary (Maternity Cover)
Miss C Woolfe	-	Faculty Support Assistant	-	Temporary

CURRICULUM

Llangatwg is an English medium school. The Curriculum offered is summarised in Table Two. The broad, balanced educational diet provided is in line with the requirements of the National Curriculum. Welsh is taught as a second language and there is no instruction provided through the medium of Welsh. However, a range of opportunities are provided for staff and pupils to see individual Welsh throughout the working day.

TABLE TWO

YEARS SEVEN, EIGHT AND NINE

All pupils study the following subjects:

English, Mathematics, Science, French, Welsh, History, Geography, Religious Education, Physical Education, Games, Technology, Music, Art, Information Technology and Personal and Social Education. A Graphics module is included within Art in Year 9, and German is taught to all pupils in Year 9.

YEARS TEN AND ELEVEN

All pupils study the following subjects:

English, Mathematics, Welsh, Religious Education, Health & Fitness, Games, Information Technology and Personal and Social Education.

In addition, six other subjects are chosen from each of six option pools.

1. A Science Course.
2. Double Award Science, an additional Language
3. A Humanities Course.
4. A Modern Language.
5. A Technology Subject and a Vocational Course.
6. An additional Subject including Vocational Courses

The School's policy for pupils with Special Educational Needs is designed to provide access for all SEN pupils to the full curriculum. This involves providing specialist teaching in small teaching groups and wherever possible integration, with specialist support by experienced teachers and teaching assistants, into mainstream classes. In this way pupils with particular learning difficulties receive the attention they require but also experience the social and educational integration with their friends which is so essential as a preparation for post school life. (A full copy of the SEN policy is available from the School's Admin Officer - Mrs L Davies.) The school also has a Pupil Support Unit which provides flexible support for those pupils who find it difficult to function in the mainstream for the whole week.

The School was the subject of a Full Inspection during March 2006. The Governing Body was delighted with the positive tone of the report and with the good and very good features identified. Inspectors also reported upon the good progress made since the last inspection. The Action Plan following the Inspection has now been implemented in conjunction with the School Development Plan. Anybody who would like a copy of the Action Plan should contact the School's Admin Officer - Mrs L Davies. The school is now preparing for its next inspection which is due in the Spring Term 2012.

Attendance for the period September 2010 to the end of May 2011 has been 91.0%. This is an improvement on last year but still below our school target. The Governing Body would ask all parents to accept only genuine illness as a reason for staying home from school. The Governing Body would urge all parents to support the school in seeking to achieve an overall attendance rate of over 93.6% in the next academic year.

The external examination results for the 2011 examination series are included in this report.

SCHOOL BUILDINGS

The maintenance supervisor has redecorated the Deputy Head's Office and toilet in the Old Block and also the toilets in the Main Block. Painting work has begun in the Art room in the Old Block. This work will be carried out in stages due to the size of the room.

The contract for servicing the Astroturf surface has been renewed.

The CCTV system has been serviced and upgraded to allow for improved recording and playback facilities.

P&J Dust Extraction Ltd has maintained all extraction units in the Technology Block and tested some of the Fume cupboards in Science Labs.

The height of the stair balustrade in the two Main Block stairwells has been increased to satisfy Health & Safety regulations.

The swimming pool plant machinery has been upgraded. The material used in the filter system has been replaced, as has the equipment used for dosage of chlorine. This has been part funded by the Local Authority.

Data projector has been installed in M106 Art Room.

Minor roofing repairs have been carried out on the Old Block, Science Block, Welsh Block, Gymnasium and Technology Block.

A new washing machine and tumble dryer have been installed in the Hairdressing Salon by the maintenance supervisor.

The Science Lab S99 has been refurbished and will be used as a Science Classroom. The school maintenance team has redecorated and provided Computer benching, wiring and Data Cabling to allow provision for 20 computers. Carpet flooring has been fitted to improve visual and sound proofing qualities. New tables and chairs have been installed. A data projector and interactive whiteboard have been transferred from another lab. New window blinds have also been fitted.

Science Lab S100 has also been redecorated, with an upgrade to the room lighting and electrical circuits. The adjoining prep room has been refurbished with new vinyl flooring, adequate shelving and preparation work surface. New blinds have also been fitted to the windows. Most of the work carried out in all areas has been completed to a high standard by the maintenance and technician staff of the school. The school has mainly funded this project.

An Asbestos check has been carried out to identify all areas that may cause a hazard. All maintenance staff are aware of the correct procedure before any work is carried out.

The technicians continue to undertake PAT testing of all school electrical equipment and fittings, on a rolling programme.

The extensive refurbishment of the Boys Toilets in the Old Block has been completed to a high standard. The corridor outside has also been decorated making a significant improvement to the lower end of the Old Block.

The technicians and maintenance supervisor removed all fixtures and fittings in the Science Demountable, in preparation for its refurbishment. The refurbishment was carried out over a number of weeks, providing a large office complex, toilets, kitchen and conference facilities for the Children & Young People's Service Team to be based at Llangatwg. This quality provision will allow the school and parents greater access to Social Services.

New contractors visited the School canteen to deep clean the fabric and equipment during the summer holiday.

New parking areas have been developed to allow for the increased number of vehicles accompanying Social Services.

Boiler maintenance has been carried out for heating the Gymnasium and Main Block.

The paved area leading into the Main Reception area has been repointed and any loose or broken slabs replaced.

New Aluminium doors have been fitted to the entrance of the Technology Workshop.

Drains and guttering are being cleaned in readiness for any severe weather conditions.

The school minibus has had welding to chassis and bodywork carried out in order to keep it on the road.

Baglan IT Centre have installed new network infrastructure, cabling, switch and sockets to enable our support staff to work in the new Social Services Block.

M128 has been transformed from a small network room into a multimedia room allowing pupils to carry out filming and sound recording. Computers have been relocated to various rooms around the school.

COMMUNITY LINKS

The Governors are grateful to the many local businesses and Neath Port Talbot College who have enhanced pupils' education by giving their support over the past year. This support includes:

1. Attending meetings, courses and careers conventions.
2. Interviewing Year 11 pupils.
3. Providing work experience placements.
4. Assisting with vocational courses.

In particular this year, the Governors are grateful for the contributions to the School made by Careers Wales West, the Royal Navy, the Army, RAF, the Police and the Fire Service.

Community Education classes continue to provide local community members with a variety of interesting courses. The Astro Turf sports area and Gymnasium have been regularly used throughout this year by local clubs and groups.

The Health & Fitness Centre has been open to the public on two evenings each week and provides both cardio vascular and muscular strength training facilities.

The Swimming Pool provides the public with 'learn to swim' lessons together with some opportunity for leisure swimming.

The Early Years Centre continues to provide childcare for members of the community.

ACHIEVEMENTS

2010-2011 was another successful year for pupils of Llangatwg School. Academic success together with achievements in sport, music, charity and community work have once again brought credit to the School.

Pupils of the School achieved outstanding results in both the Key Stage 3 National Assessments and the Key Stage 4 GCSE examinations. Governors would like to publicly recognise the hard work of both the pupils and the staff of the school.

During the year many pupils of the school were recognised both nationally and internationally for their skills and effort. These include:

Year 11

Aimee Moran [*Badminton*], Ian Davies [*Archery*] and Kieran John [*Triathlon*].

Year 10

Daniel Jervis [*Swimming*], Kayleigh Silva [*Aerobic Gymnastics*] and Kirsty O'Donnell [*Football*].

Year 9

Jack Davies [*Archery*] and Harriet Davies [*Equestrian Mounted Games*].

Year 8

Thomas Norton Adams [*Equestrian Mounted Games*] and Amelia Boucher [*Life Saving*].

KS3 Performance Data 2007-2014

	2007				2008				2009				2010			
	En	Ma	Sc	CSI	En	Ma	Sc	CSI	En	Ma	Sc	CSI	En	Ma	Sc	CSI
School	71%	84%	76%	66%	74%	81%	77%	66%	74%	80%	78%	65%	74%	79%	76%	64%
LEA	68%	70%	71%	57%	67%	73%	73%	60%	68%	71%	74%	59%	71%	72%	74%	60%
Wales	69%	70%	71%	57%	70%	73%	74%	60%	71%	74%	76%	61%	72%	75%	77%	64%
Family	66%	71%	72%	56%	64%	71%	75%	56%	65%	74%	76%	56%	70%	77%	78%	61%
Benchmark Gp	1	1	1	1	1	1	1	1	1	1	1	1	1	1	2	1

	2011				2012				2013				2014			
	En	Ma	Sc	CSI	En	Ma	Sc	CSI	En	Ma	Sc	CSI	En	Ma	Sc	CSI
School	77%	82%	79%	71%												
LEA	73%	73%	76%	64%												
Wales	76%	78%	80%	68%												
Family	75%	77%	81%	66%												
Benchmark Gp	1	1	1	1												

➤ For the past five years :

- English results at Level 5+ have been above 70% (71 - 77), and are above LEA, Family and national averages.
- Mathematics results at Level 5+ have been above 79% (79 – 84), significantly above LEA, Family and national averages.
- Science results at Level 5+ have been above 75% (76 – 79). They are above the LEA average are now just behind the Family and national average.
- CSI has been above 65% (65 – 71), which is significantly above LEA and above Family and national average.
- This table of data confirms that results are consistently high in all core indicators and are an excellent feature of the school.

Summary of National Curriculum Assessment results of pupils in the school (2011) and nationally (2010) at the end of Key Stage 3 as a percentage of those eligible for assessment.

		N	D	NCO1	NCO2	NCO3	1	2	3	4	5	6	7	8	EP	5+
English	School	0	0	0	0	0	0	0	5	18	42	29	7	0	0	77
	National	0	0	0	0	0	0	1	6	19	41	23	8	1	-	72
Oracy	School	0	0	0	0	0	0	0	5	17	43	29	7	0	0	78
	National	0	0	0	0	0	0	1	5	20	40	24	8	1	0	73
Reading	School	0	0	0	0	0	0	0	5	18	43	28	7	0	0	77
	National	0	0	0	0	0	0	1	6	20	39	23	9	1	-	71
Writing	School	0	0	0	0	0	0	0	7	16	41	28	7	0	0	76
	National	0	0	0	0	0	1	1	7	24	38	21	7	1	-	66

Cymraeg	School	0	0	0	0	0	0	0	0	0	0	0	0	0	0	0
	National	0	*	0	0	0	*	1	4	18	40	28	8	0	*	77
Oracy	School	0	0	0	0	0	0	0	0	0	0	0	0	0	0	0
	National	0	*	0	0	0	*	1	3	17	39	29	11	1	*	79
Reading	School	0	0	0	0	0	0	0	0	0	0	0	0	0	0	0
	National	0	*	0	0	0	*	1	5	20	37	28	8	0	*	74
Writing	School	0	0	0	0	0	0	0	0	0	0	0	0	0	0	0
	National	0	*	0	0	0	*	1	6	24	40	23	6	0	*	70

Mathematics	School	0	0	0	0	0	0	1	8	9	28	30	24	0	0	82
	National	0	0	0	0	0	0	1	5	17	30	28	16	1	0	75

Science	School	0	0	0	0	0	0	0	1	20	43	30	6	0	0	79
	National	0	0	0	0	0	0	1	4	17	40	27	10	0	0	77

Core Subject Indicator	
School	70.59
National	64

- N** Not awarded a level for reasons other than disapplication
- D** Disapplied under Sections 113 to 116 of the Education Act 2002
- NCO1** National Curriculum Outcome 1
- NCO2** National Curriculum Outcome 2
- NCO3** National Curriculum Outcome 3
- EP** Exceptional Performance
- Not exactly zero
- *** Figure is less than five or cannot be given for reasons of confidentiality
- Core Subject Indicator** Percentage of pupils achieving Level 5 or above in English or Welsh (first language), Mathematics and Science in combination

Please note that because of rounding, figures may not always add up to 100%

		N	D	NCO1	NCO2	NCO3	1	2	3	4	5	6	7	8	EP	5+
Welsh Second Language	School	0	0	0	0	0	0	0	4	20	43	28	4	0	0	76
	National	1	1	0	0	0	1	3	11	23	37	19	3	0	-	59
Modern Foreign Language	School	0	0	0	0	0	0	0	6	24	40	25	4	0	0	70
	National	1	2	0	0	0	1	2	8	20	36	24	7	0	-	67
Design & Technology	School	0	0	0	0	0	0	0	1	18	61	19	0	0	0	80
	National	1	0	0	0	0	0	1	3	17	47	26	5	0	0	78
ICT	School	0	0	0	0	0	0	0	1	13	52	28	7	0	0	87
	National	1	0	0	0	0	0	0	3	15	44	30	7	0	*	81
History	School	0	0	0	0	0	0	0	1	26	49	15	7	1	0	73
	National	0	0	0	0	0	0	1	4	19	39	25	9	1	-	74
Geography	School	0	0	0	0	0	0	0	1	24	54	15	7	0	0	76
	National	0	0	0	0	0	0	1	4	19	38	26	10	1	-	74
Art & Design	School	0	0	0	0	0	0	0	0	11	73	15	1	0	0	89
	National	1	0	0	0	0	0	0	3	17	44	26	8	1	*	79
Music	School	0	0	0	0	0	0	0	3	17	50	24	6	0	0	80
	National	1	0	0	0	0	0	0	2	18	53	19	5	0	-	77
PE	School	0	0	0	0	0	0	3	10	10	66	11	0	0	0	77
	National	1	0	0	0	0	0	0	3	21	49	20	4	0	-	74

- N** Not awarded a level for reasons other than disapplication
- D** Disapplied under Sections 113 to 116 of the Education Act 2002
- NCO1** National Curriculum Outcome 1
- NCO2** National Curriculum Outcome 2
- NCO3** National Curriculum Outcome 3
- EP** Exceptional Performance
- Not exactly zero
- *** Figure is less than five or cannot be given for reasons of confidentiality
- Core Subject Indicator** Percentage of pupils achieving Level 5 or above in English or Welsh (first language), Mathematics and Science in combination

Please note that because of rounding, figures may not always add up to 100%

Percentage of boys at each level																
	N	D	NCO1	NCO2	NCO3	1	2	3	4	5	6	7	8	EP	5+	
English																
Teacher Assessment: school	0	0	0	0	0	0	0	8	19	48	23	2	0	0	73	
Teacher Assessment: national	1	0	0	0	0	1	2	8	24	41	18	6	0	*	65	
Cymraeg																
Teacher Assessment: school	0	0	0	0	0	0	0	0	0	0	0	0	0	0	0	
Teacher Assessment: national	0	*	0	0	0	*	1	6	24	42	22	5	0	0	68	
Maths																
Teacher Assessment: school	0	0	0	0	0	0	0	8	11	35	32	13	0	0	81	
Teacher Assessment: national	0	0	0	0	0	0	1	6	17	30	27	15	1	0	74	
Science																
Teacher Assessment: school	0	0	0	0	0	0	0	2	21	47	26	5	0	0	77	
Teacher Assessment: national	1	0	0	0	0	0	1	5	19	39	26	9	0	0	74	

Percentage of girls at each level																
	N	D	NCO1	NCO2	NCO3	1	2	3	4	5	6	7	8	EP	5+	
English																
Teacher Assessment: school	0	0	0	0	0	0	0	3	16	36	34	11	0	0	81	
Teacher Assessment: national	0	0	0	0	0	0	1	3	15	41	28	10	1	-	80	
Cymraeg																
Teacher Assessment: school	0	0	0	0	0	0	0	0	0	0	0	0	0	0	0	
Teacher Assessment: national	0	0	0	0	0	0	0	2	13	39	34	11	1	*	85	
Maths																
Teacher Assessment: school	0	0	0	0	0	0	1	8	7	22	28	34	0	0	84	
Teacher Assessment: national	0	0	0	0	0	0	1	5	16	31	29	16	1	0	77	
Science																
Teacher Assessment: school	0	0	0	0	0	0	0	0	19	41	34	7	0	0	81	
Teacher Assessment: national	0	0	0	0	0	0	0	3	16	41	29	10	0	0	80	

N	Not awarded a level for reasons other than disapplication
D	Disapplied under Sections 113 to 116 of the Education Act 2002
NCO1	National Curriculum Outcome 1
NCO2	National Curriculum Outcome 2
NCO3	National Curriculum Outcome 3
EP	Exceptional Performance
-	Not exactly zero
*	Figure is less than five or cannot be given for reasons of confidentiality
Core Subject Indicator	Percentage of pupils achieving Level 5 or above in English or Welsh (first language), Mathematics and Science in combination

Please note that because of rounding, figures may not always add up to 100%

KS4 Performance Data 2007-2014

	2007						2008						2009						2010					
	L2	L2+E M	En	Ma	Sc	CSI	L2	L2+E M	En	Ma	Sc	CSI	L2	L2+E M	En	Ma	Sc	CSI	L2	L2+E M	En	Ma	Sc	CSI
School	63%		68%	68%	53%	48%	63%	58%	67%	72%	72%	58%	64%	53%	60%	66%	72%	53%	73%	58%	60%	69%	66%	56%
LEA	61%		62%	57%	57%	48%	63%	51%	63%	59%	65%	49%	63%	49%	61%	57%	64%	48%	66%	50%	62%	57%	62%	47%
Wales	55%		59%	50%	49%	40%	58%	46%	61%	51%	60%	44%	61%	47%	61%	53%	62%	46%	63%	49%	62%	55%	63%	47%
Family	55%		59%	50%	45%	37%	56%	42%	56%	50%	63%	42%	58%	42%	57%	49%	63%	41%	62%	48%	60%	55%	63%	47%
Benchmark Group	1		1	1	1	1	1	1	1	1	1	1	1	1	1	1	1	1	1	1	1	1	1	1

	2011						2012						2013						2014					
	L2	L2+E M	En	Ma	Sc	CSI	L2	L2+E M	En	Ma	Sc	CSI	L2	L2+E M	En	Ma	Sc	CSI	L2	L2+E M	En	Ma	Sc	CSI
School	76%	49%	59%	64%	70%	48%																		
LEA	74%	51%	62%	60%	66%	49%																		
Wales	67%	50%	62%	56%	66%	48%																		
Family	65%	49%	58%	56%	67%	45%																		
Benchmark Group	1	1	2	1	2	1																		

- For four out of the past five years the pass rate at the Level 2 threshold including English and Maths has been excellent and above LEA, Family and national averages. The dip in 2011 brings this indicator back in line with comparative averages.
- For the last five years the percentage of pupils achieving the Level 2 threshold has been excellent, comparing most favourably with the LEA figure and above that of Family and national averages
- For the last five years the percentage of pupils achieving the Level 1 threshold has been above 92% (92 -97)
- For two out of the last three years no pupil has left without a recognised qualification.
- During the last five years only 9 students left without a recognised qualification.
- For four of the last five years the percentage of pupils achieving the CSI is excellent and has been above LEA, Family and national averages. This year it is in line with the Welsh average and above the Family average.
- For the last five years the average wider points score has continued to increase and is now significantly above those of LEA, Family and national averages.

Pupils aged 15

Number of pupils aged 15 who were on roll in January 2011 : 184

Percentage of pupils aged 15 who:

	entered at least one qualification	achieved the Level 1 threshold	achieved the Level 2 threshold	achieved the Level 2 threshold including a GCSE pass in English or Welsh first language and mathematics	Core Subject Indicator (2)	Average capped (3) wider points score per pupil	Average wider points score per pupil
School 2010/11	100	97	76	49	48	342	520
LA Area 2010/11	100	93	75	52	50	326	443
Wales 2010/11	99	90	67	50	49	312	423
School 09/10/11	100	96	71	53	52	..	478
School 08/09/10	100	93	66	56	56	..	439

Number of boys aged 15 who were on roll in January 2011 : 94

Percentage of boys aged 15 who:

	entered at least one qualification	achieved the Level 1 threshold	achieved the Level 2 threshold	achieved the Level 2 threshold including a GCSE pass in English or Welsh first language and mathematics	Core Subject Indicator (2)	Average capped (3) wider points score per pupil	Average wider points score per pupil
School 2010/11	100	96	72	37	37	333	489
LA Area 2010/11	100	92	71	45	43	314	426
Wales 2010/11	99	88	63	46	46	299	401
School 09/10/11	100	96	70	48	47	..	470
School 08/09/10	100	94	64	51	51	..	436

Number of girls aged 15 who were on roll in January 2011 : 90

Percentage of girls aged 15 who:

	entered at least one qualification	achieved the Level 1 threshold	achieved the Level 2 threshold	achieved the Level 2 threshold including a GCSE pass in English or Welsh first language and mathematics	Core Subject Indicator (2)	Average capped (3) wider points score per pupil	Average wider points score per pupil
School 2010/11	100	99	80	62	60	352	552
LA Area 2010/11	99	94	78	59	56	337	462
Wales 2010/11	99	92	72	54	52	325	446
School 09/10/11	100	95	72	59	58	..	487
School 08/09/10	100	92	69	63	62	..	443

(1) For details on approved qualifications, point scores and contribution to thresholds, please see the Database for Approved Qualifications in Wales (DAQW) at <http://www.daqw.org.uk/>

(2) For information about which syllabuses are included in each subject area see Notes for Guidance.

(3) Average capped wider point scores are calculated using the best 8 results.

(4) Entry Level Qualification.

(5) As defined under the National Performance Indicator EDU/002.

(6) Used for all Free School Meal benchmarking tables.

.. Data not available.

GCSE RESULTS OF 15 YEAR OLD PUPILS



2011

Number of 15 year olds : 184

FULL COURSE

SUBJECT	PERCENTAGE ENTERED FOR EXAMINATION	PERCENTAGE OF THOSE ENTERED WHO ACHIEVED GRADES		
		A* - C	D - G	UNGRADED
ART & DESIGN GRAPHICS	3	100	0	0
ART & DESIGN 3D STUDIES	1	100	0	0
ART	30	84	16	0
BIOLOGY	4	100	0	0
CATERING STUDIES	17	78	22	4
CHEMISTRY	4	100	0	0
D & T: GRAPHIC PRODUCTS	7	62	30	8
D & T: RESISTANT MATERIALS	17	52	45	3
ENGLISH	99	57	41	2
ENGLISH LITERATURE	60	81	18	1
FRENCH	23	74	26	0
GEOGRAPHY	30	45	55	0
GERMAN	7	75	25	0
HISTORY	48	62	35	3
HOME ECONOMICS: CHILD DEVELOPMENT	15	67	33	0
LEISURE & TOURISM	18	80	20	0
MATHEMATICS	98	64	34	2
MATHEMATICS - ADDITIONAL	7	77	0	33
MUSIC	18	50	50	0
PHYSICAL EDUCATION	5	100	0	0
PHYSICS	4	100	0	0
RELIGIOUS STUDIES	43	62	38	0
SCIENCE: SINGLE AWARD	95	67	32	1
SCIENCE: ADDITIONAL	78	75	24	1
WELSH SECOND LANGUAGE	71	73	27	0

SHORT COURSE

SUBJECT	PERCENTAGE ENTERED FOR EXAMINATION	PERCENTAGE OF THOSE ENTERED WHO ACHIEVED GRADES		
		A* - C	D - G	UNGRADED
WELSH	23	44	51	5
RE	33	42	50	8

VOCATIONAL ENTRIES

SUBJECT	PERCENTAGE ENTERED FOR EXAMINATION	PERCENTAGE OF THOSE ENTERED WHO ACHIEVED GRADES		
		A* - C	D - G	UNGRADED
ICT	56	100	0	0
BUSINESS	17	100	0	0
SPORT	46	100	0	0
HEALTH & SOCIAL CARE	7	100	0	0
ENGINEERING	10	100	0	0
CONSTRUCTION	5	100	0	0

RATES OF AUTHORISED AND UNAUTHORISED ABSENCE

AUTUMN TERM 2010

	<u>% Attendance</u>	<u>% Unauthorised Absence</u>
Year 7	93.8	0.0
Year 8	90.3	0.1
Year 9	87.7	0.8
Year 10	88.8	0.1
Year 11	<u>87.2</u>	<u>0.6</u>
Total:	<u>89.4</u>	<u>0.3</u>

SPRING TERM 2011

	<u>% Attendance</u>	<u>% Unauthorised Absence</u>
Year 7	95.0	0.0
Year 8	91.1	0.3
Year 9	90.0	0.3
Year 10	90.8	0.5
Year 11	<u>89.5</u>	<u>0.5</u>
Total:	<u>91.2</u>	<u>0.3</u>

SUMMER TERM 2011

	<u>% Attendance</u>	<u>% Unauthorised Absence</u>
Year 7	91.9	0.1
Year 8	87.9	0.5
Year 9	87.2	0.5
Year 10	86.4	0.7
Year 11	<u>97.8</u>	<u>0.4</u>
Total:	<u>89.9</u>	<u>0.4</u>

SCHOOL TERMS AND HOLIDAY DATES 2011/2012 ACADEMIC YEAR

The Education Committee has approved the following school terms and holiday dates for the 2011/2012 academic year.

		Mid Term Holiday			
Term	Term Begins	Begins	Ends	Term Ends	Days
Autumn 2011	Friday 2 nd September	Monday 24 th October	Friday 28 th October	Friday 23 rd December	75 35 + 40
Spring 2012	Monday 9 th January	Monday 13 th February	Friday 17 th February	Friday 30 th March	55 25 + 30
Summer 2012	Monday 16 th April	Monday 4 th June	Friday 8 th June	Friday 20 th July	64 34 + 30
				Total:	194

Schools will close to pupils for INSET / Staff Preparation on seven days between Friday, 2nd September 2011 and Friday, 20th July 2012.

The INSET / Staff Preparation days are to be determined by the schools.

Jubilee Bank Holiday	-	23 rd December 2011 (in lieu of 5 th June 2012)
New Year Bank Holiday	-	2 nd January 2012
Good Friday	-	6 th April 2012
Easter Monday	-	9 th April 2012
May Day	-	7 th May 2012
Spring Bank Holiday	-	4 th June 2012
Summer Bank Holiday	-	27 th August 2012

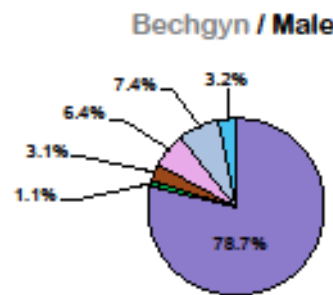
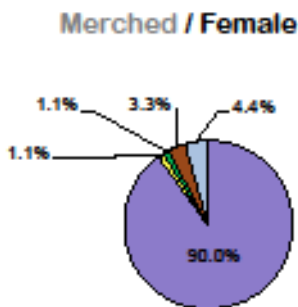
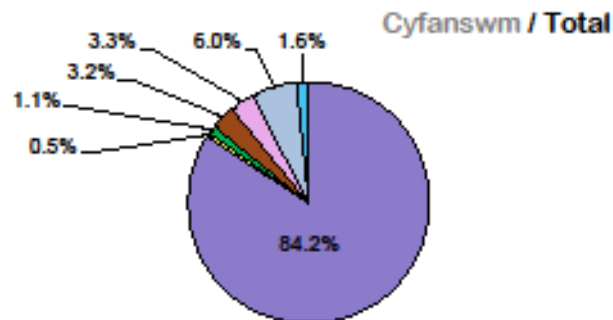
Pupil Destinations 2011

Gyrfa Cymru-Gorllewin / Careers Wales West

www.gyrfacymru.com / www.careerswales.com

Ysgol Gyfun Llangatwg
Llangatwg Comprehensive School

Blwyddyn 11
Year 11



(Ffigurau wedi'u talgrynnu i'r rhif llawn agosaf
Figures are rounded to the nearest per cent)

	Merched Female	Bechgyn Male	Cyfanswm Total
Wedi Parhau mewn Addysg Llawn Amser – Coleg Continued Full-Time Education - College	81	74	155
Wedi Parhau mewn Addysg Llawn Amser – Ysgol Continued Full-Time Education - School	1	0	1
Addysg Ran Amser Barhaus Continued Part-Time Education	0	0	0
Cyflogedig Employed	1	1	2
Ddim mewn Cyflogaeth, Addysg na Hyfforddiant Not in Employment, Education or Training	3	3	6
Hyfforddiant yn y gwaith - Cyflogedig Work-Based Training - Employed	0	6	6
Hyfforddiant yn y gwaith - Anghyflogedig Work-Based Training - Non Employed	4	7	11
Dim ymateb i'r arolwg No Response to Survey	0	0	0
Wedi symud o'r ardal Moved Away	0	3	3
Cyfansymiau / Totals	90	94	184

Please note: pupil figures are based on PLASC data provided to Careers Wales, by the Welsh Government.
Nodwch: mae ffigurau'r disgyblion yn seiliedig ar ddata CYBLD a ddarparwyd i Yrfa Cymru, gan Lywodraeth Cymru.